



REPUBLIKA E KOSOVËS / REPUBLIKA KOSOVA / REPUBLIC OF KOSOVA
QEVERIA E KOSOVËS / VLADA KOSOVA / GOVERNMENT OF KOSOVA
Ministria e Arsimit, Shkencës, Teknologjisë dhe Inovacionit
Ministarstvo Obrazovanja, Nauke, Tehnologije i Inovacije
Ministry of Education, Science, Technology and Innovation

STATISTICAL NOTES



DATA ON PRE-UNIVERSITY EDUCATION

2024/25

Number of students and educational personnel in Kosova

Students in pre-university education

Total students 306.104 (M 156.765 & F 149.339)

Preschol 13.995 (M. 7.187 & F. 6.808)
 Pre-primary 20.043 (M. 10.458 & F. 9.585)
 Primary/low.sec. 208.515 (M. 107.494 & F. 101.021)
 Upper secondary 63.551 (M. 31.626 & F. 31.925)

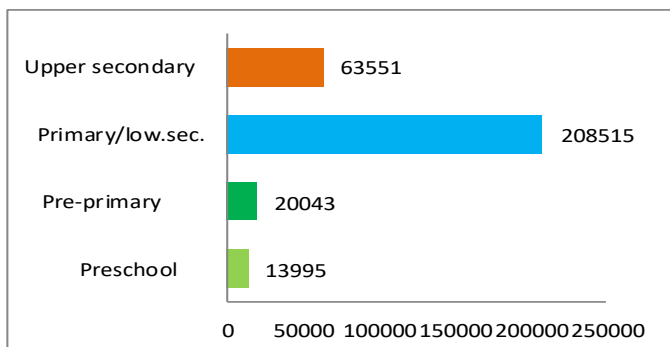
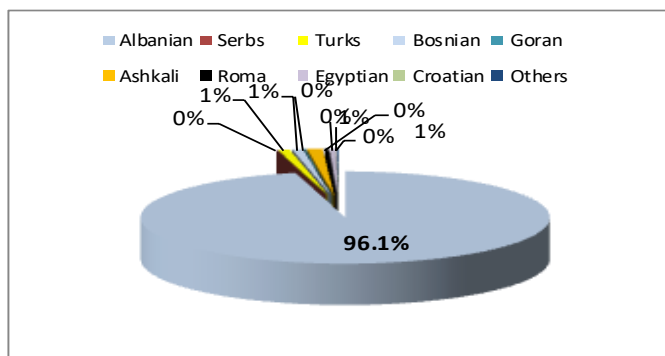


Chart 1. Number of students by level

Number of students by ethnic origin

Albanian294.058
 Bosnian2.518
 Roma875
 Egyptian 1.472
 Ashkali3.702
 Turks2.768
 Goran215
 Croatian.....15
 Serbs.....58*
 Others.....425

*Only one school from Kamenica



Grafiku 2. Numri i nxënësve sipas përkatësisë etnike

Students in gymnasiums and vocational schools

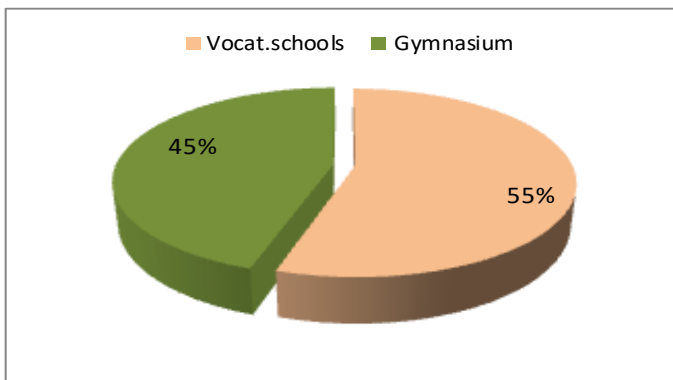


Chart 3. Students by school type

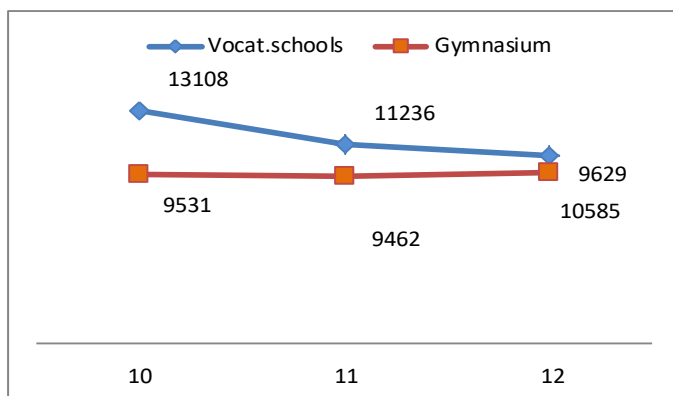


Chart 4. Represents the number of students according to classes in gymnasiums and vocat. schools

Educational personnel

Total personnel.... 27.982 (M. 11.654 & F. 16.328)

- ◆ Teachers.....22.620 (M. 8.180 & F. 14.440)
- ◆ Admin. staff.....1.439 (M. 899 & F. 540)
- ◆ Support staff.....3.141 (M. 2.514 & F. 627)
- ◆ Support service.....520 (M. 12 & F. 508)
- ◆ Professional service.....262 (M. 49 & F. 213)

Preschool1.269 (M. 86 & F. 1.183)

- ◆ Teachers682 (M. 4 & F. 678)
- ◆ Admin. staff.....86 (M. 11 & F. 75)
- ◆ Support staff.....258 (M. 70 & F. 188)
- ◆ Support service.....231 (M. 0 & F. 231)
- ◆ Professional service.....12 (M. 1 & F. 11)

Primary/low. second...20.776 (M. 8.208 & F. 12.568)

- ◆ Teachers16.895 (M. 5.489 & F. 11.406)
- ◆ Admin. staff.....1.057 (M. 679 & F. 378)
- ◆ Support staff.....2.347 (M. 1.994 & F. 353)
- ◆ Support service.....287 (M. 12 & F. 275)
- ◆ Professional service....1190 (M. 34 & F. 156)

Upper Secondary5.937 (M. 3.360 & F. 2.577)

- ◆ Teachers5.043 (M. 2.687 & F. 2.356)
- ◆ Admin. staff.....296 (M. 209 & F. 87)
- ◆ Support staff.....536 (M. 450 & F. 86)
- ◆ Support service.....2 (M. 2 & F. 0)
- ◆ Professional service.....60 (M. 314 & F. 46)

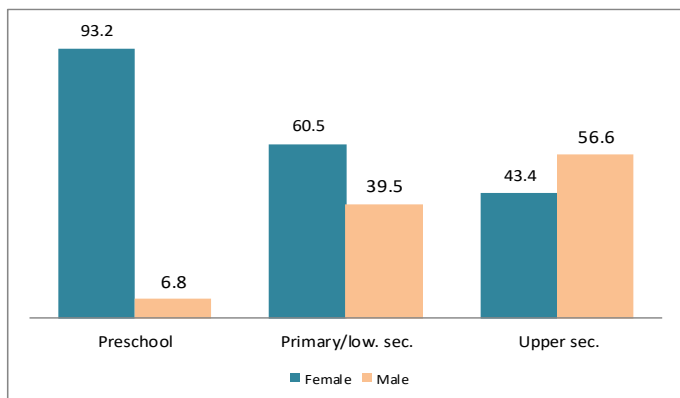


Chart 5. Educational personnel by school levels (percent)

Reports

Report , student -teacher ratio and student-class ratio.

Description	Primary and lower secondary level	Upper secondary level
Student-teacher ratio	12.6	11.6
Student- class ratio	16.5	19.9

The number of educational public institutions in Kosova

Total:.....1.035 (778 Main school & 257 sat. school)

Preschool.....65 (41 Main school & 24 sat. school)
 Pri/low. seco.842 (626 Main school & 216 sat. school)
 Upper second..122 (105 Main school & 17 sat. school)
 Spec. schools.....6 (6 Main school & 0 sat. school)

Students in Resource Centers / special schools

Total students302 (M. 215 & F. 87)

Preschool / pre-primary22 (M. 14 & F. 8)
 Primary/lower secondary.....214 (M. 1161 & F. 53)
 Upper second.....66 (M. 40 & F. 26)

Students in private education

Total students25.228 (M. 13.221 F. 12.007)

Preschool / pre-primary .10.689 (M. 5.548 & F. 5.141)
 Primary/lower secondary .9.325 (M. 5.080 & F. 4.245)
 Upper second.....5.214 (M. 2..593 & F. 2.621)