



REPUBLIKA E KOSOVËS / REPUBLIKA KOSOVA / REPUBLIC OF KOSOVA
QEVERIA E KOSOVËS / VLADA KOSOVA / GOVERNMENT OF KOSOVA
Ministria e Arsimit, Shkencës, Teknologjisë dhe Inovacionit
Ministarstvo Obrazovanja, Nauke, Tehnologije i Inovacije
Ministry of Education, Science, Technology and Innovation

STATISTICAL NOTES

DATA ON PRE-UNIVERSITY EDUCATION



2021/22

Number of students and educational personnel in Kosova

Students in pre-university education

Total students 327.676 (M 169.143 & F 158.533)

Preschol .10.311 (M. 5.361 & F. 4.950)
 Pre-primary 22.086 (M. 11.415 & F. 10.671)
 Primary/low.sec 224.429 (M. 116.192 & F.108.237)
 Upper secondary 70.850 (M. 36.175 & F. 34.675)

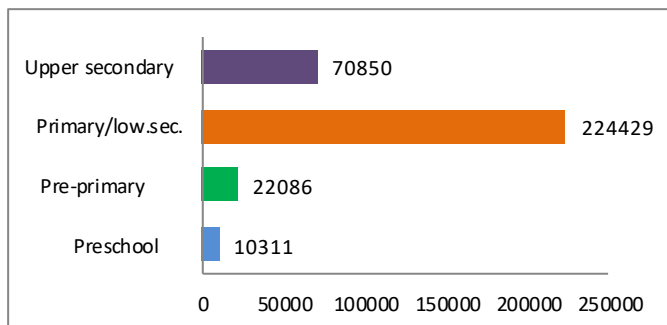
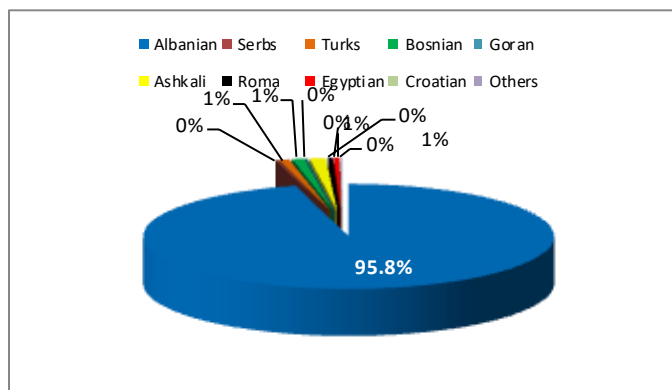


Chart 1. Number of students by level

Number of students by ethnical origin

Albanian313.987
 Bosnian3.175
 Roma1.108
 Egyptian 1.404
 Ashkali4.118
 Turks2.704
 Goran362
 Croatian.....16
 Serbs.....426*
 Others.....376

*only from schools of Kamenica



Grafiku 2. Numri i nxënësve sipas përkatësisë etnike

Students in gymnasiums and vocational schools

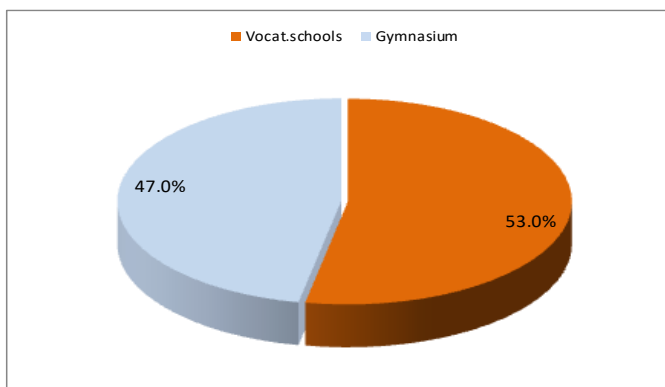


Chart 3. Students by school type

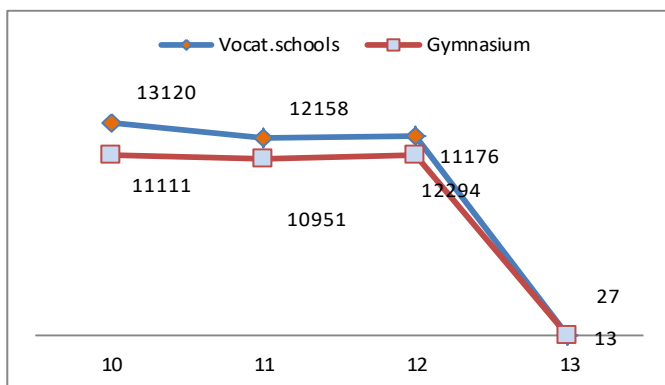


Chart 4.Represents the number of students according to classes in gymnasiums and vocat. schools*

*13th grade is in Serbian language schools

Educational personnel

Total personnel.... 27.915 (M. 13.222 & F. 14.693)

◆ Teachers.....23.033 (M. 9.470 & F. 13.563)
 ◆ Admin. staff.....1.606 (M. 1.030 & F. 576)
 ◆ Support staff.....3.276 (M. 2.722 & F. 554)

Preschool919 (M. 87 & F. 832)

• Teachers611 (M. 2 & F. 609)
 • Admin. staff.....90 (M. 10 & F. 80)
 • Support staff.....218 (M. 75 & F. 143)

Primary/low. second....20.907 (M. 9.515 & F. 11.392)

- Teachers17.211(M. 6.557 & F. 10.654)
- Admin. staff.....1.193 (M. 788 & F. 405)
- Support staff.....2.503 (M. 2.170 & F. 333)

Upper Secondary6.089 (M. 3.620 & F. 2.469)

- Teachers5.211(M. 2.911 & F. 2.300)
- Admin. staff.....323 (M. 232 & F. 91)
- Support staff.....555 (M. 477 & F. 78)

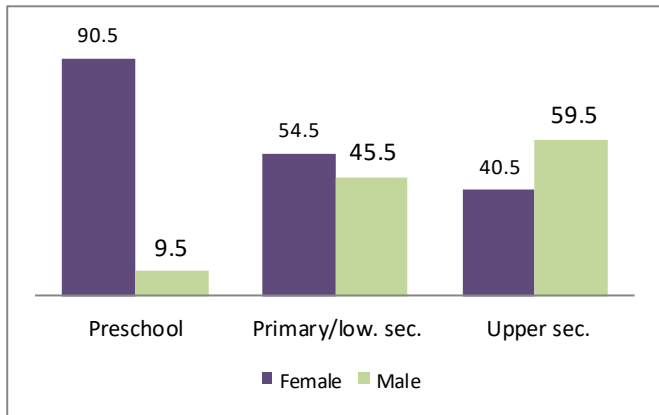


Chart 5. Educational personnel by school levels (percent)

Reports

Report , student -teacher ratio and student-class ratio.

Description	Primary and lower secondary level	Upper secondary level
Student-teacher ratio	13.5	12.9
Student- class ratio	17.7	21.4

The number of educational public institutions in Kosova

Total:...1.047 (773 Main school & 274 sat. school)

Preschool.....49 (39 Main schoo& 10 sat. school)
 Pri/low. Seco.872 (623 Main schoo & 249 sat. school)
 Upper second..120 (105 Main schoo & 15 sat. school)
 Spec. schools.....6 (6 Main schoo & 0 sat. school)

Students in Resource Centers / special schools

Total students291 (M. 185& F. 106)

Preschool / pre-primary45 (M. 26 & F. 19)
 Primary/lower secondary.....155 (M. 108 & F. 47)
 Upper second..... 91 (M. 51 & F. 40)

Students in private education

Total students 18.130 (M 9.548& F 8.582)

Preschool / pre-primary 7.966 (M. 4.153 & F. 3.813)
 Primary/lower secondary .6.452 (M. 3.526 & F. 2.926)
 Upper second..... 3.712 (M. 1.869 & F. 1.843)