



REPUBLIKA E KOSOVËS / REPUBLIKA KOSOVA / REPUBLIC OF KOSOVA
QEVERIA E KOSOVËS / VLADA KOSOVA / GOVERNMENT OF KOSOVA

Ministria e Arsimit dhe Shkencës
Ministarstvo Obrazovanja i Nauke
Ministry of Education and Science

DATA ON PRE-UNIVERSITY EDUCATION

STATISTICAL NOTES

2020/21

Number of students and educational personnel in Kosova

Students in pre-university education

Total students 335.270 (M 172.643 & F 162.627)

Preschool9.038 (M. 4.742 & F. 4.296)
 Pre-primary22.141 (M. 11.480 & F. 10.661)
 Primary/low.sec .229.704 (M. 118.571 & F.111.133)
 Upper secondary 74.387 (M. 37.850 & F. 36.537)

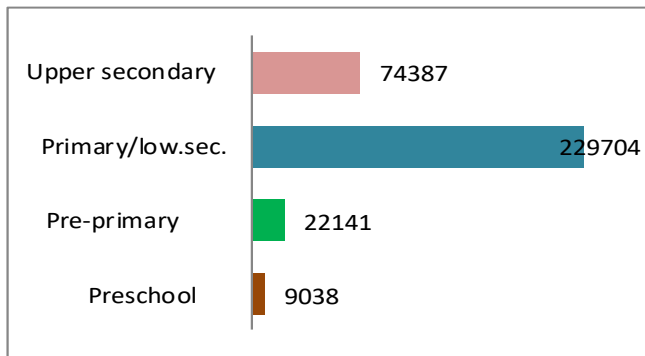


Chart 1. Number of students by level

Number of students by ethnic origin

Albanian321.011
 Bosnian3.408
 Roma1.330
 Egyptian 1.340
 Ashkali4.195
 Turks2.743
 Goran430
 Croatian.....23
 Serbs.....418*
 Others.....372

**only from schools of Kamenica*

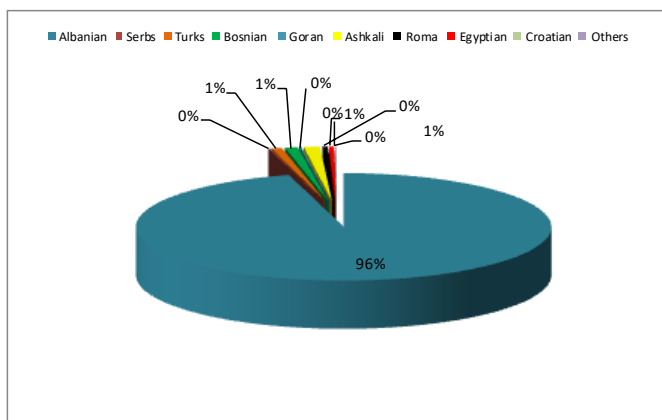


Chart 2. Number of students by ethnic origin

Students in gymnasiums and vocational schools

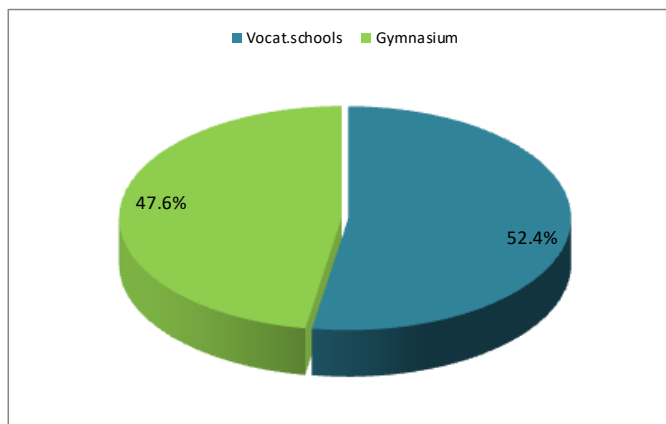


Chart 3. Students by school type

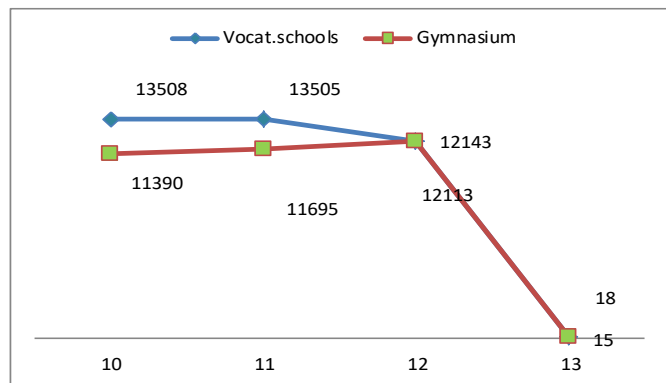


Chart 4. Represents the number of students according to classes in gymnasiums and vocat. schools*

**13th grade is in Serbian language schools*

Educational personnel

Total personnel..... 28.097 (M. 13.869 & F. 14.228)

◆ Teachers.....23.173 (M. 9.998 & F. 13.175)
 ◆ Admin. staff.....1.643 (M. 1.112 & F. 531)
 ◆ Support staff.....3.281 (M. 2.759 & F. 522)

Preschool887 (M. 83 & F. 804)

- Teachers588 (M. 2 & F. 586)
- Admin. staff.....92 (M. 12 & F. 80)
- Support staff.....207 (M. 69 & F. 138)

Primary/low. second..21.091 (M. 10.087 & F. 11.004)

- Teachers17.353 (M. 7.020 & F. 10.333)
- Admin. staff.....1.226 (M. 867 & F. 359)
- Support staff.....2.512 (M. 2.200 & F. 312)

Upper Secondary6.119 (M. 3.699 & F. 2.420)

- Teachers5.232 (M. 2.976 & F. 2.256)
- Admin. staff.....325 (M. 233 & F. 92)
- Support staff.....562 (M. 490 & F. 72)

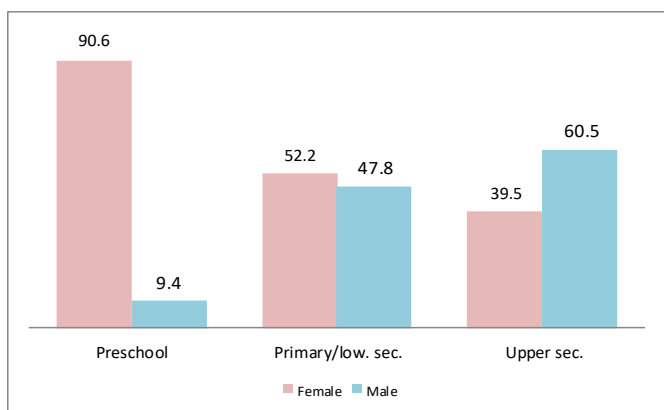


Chart 5. Educational personnel by school levels (percent)

The number of instructive-educational institutions in Kosova

Total:.....1.058 (776 Main schoo & 3282 sat. school)

Preschool.....44 (37 Main schoo & 7 sat. school)
 Pri/low. Seco...921(635 Main schoo & 286 sat. school)
 Upper second..123 (107 Main schoo & 16 sat. school)
 Spec. schools.....6 (6 Main schoo & 0 sat. school)

Students in Resource Centers / special schools

Total students307 (M. 186 & F. 121)

Preschool / pre-primary61 (M. 34 & F. 27)
 Primary/lower secondary.....160 (M. 101 & F. 59)
 Upper second.....86 (M. 51 & F. 35)

Students in private education

Total students16.424 (M 8.682& F 7.742)

Preschool / pre-primary ...6.983 (M. 3.630 & F. 3.353)
 Primary/lower second.....5.796 (M. 3.194 & F. 2.602)
 Upper second.....3.645 (M. 1.858 & F. 1.787)

Reports

Report , student -teacher ratio and student-class ratio.

Description	Primary and lower secondary level	Upper secondary level
Student-teacher ratio	13.8	13.5
Student- class ratio	18.4	23.2