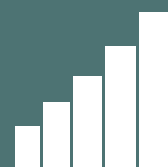




REPUBLIKA E KOSOVËS / REPUBLIKA KOSOVA / REPUBLIC OF KOSOVA
QEVERIA E KOSOVËS / VLADA KOSOVA / GOVERNMENT OF KOSOVA
Ministria e Arsimit, Shkencës dhe Teknologjisë
Ministarstvo Obrazovanja, Nauke i Tehnologije
Ministry of Education, Science and Technology

STATISTICAL **2018/19** NOTES

DATA ON PRE-UNIVERSITY EDUCATION



Number of students and educational personnel in Kosova

Students in pre-university education

Total students 356.270 (M 183.304 & F 172.966)

Preschool 8.335 (M. 4.404 & F. 3.931)
 Pre-primary 23.749 (M. 12.364 & F. 11.385)
 Primary/low.sec. 239.937 (M. 123.580 & F. 116.357)
 Upper secondary 84.249 (M. 42.956 & F. 41.293)

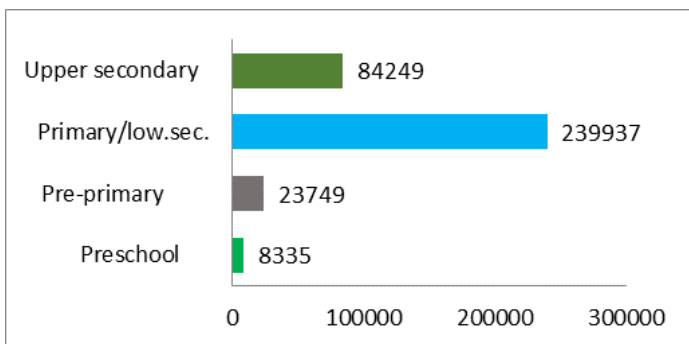


Chart 1. Number of students by level

Number of students by ethnic origin

Albanian341.463
 Bosnian3.797
 Roma1.802
 Egyptian 1.088
 Ashkali3.949
 Turks2.760
 Goran465
 Croatian.....23
 Serbs.....482*
 Others441

*only from few schools of Kamenica

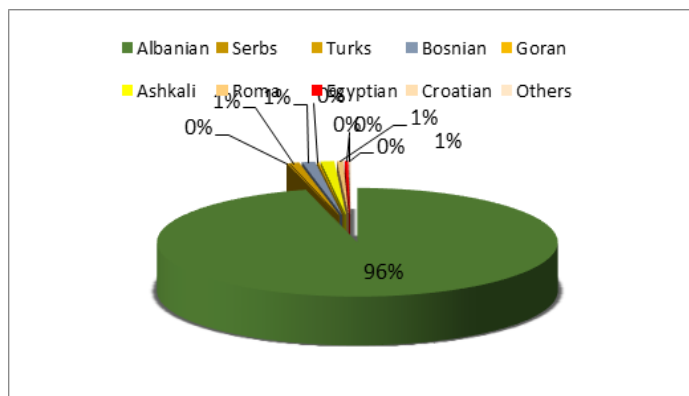


Chart 2. Number of students by ethnic origin

Students in gymnasiums and vocational schools

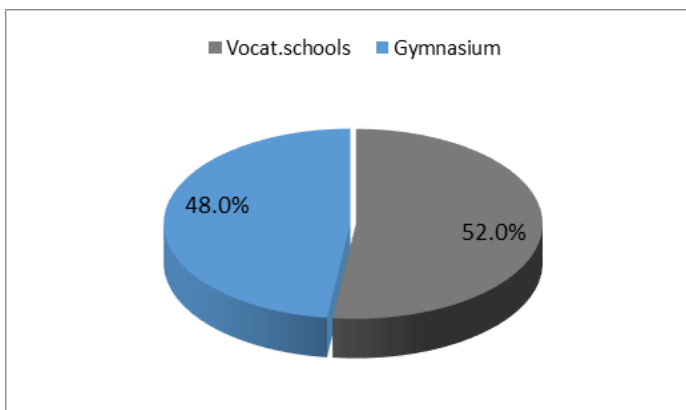


Chart 3. Students by school type

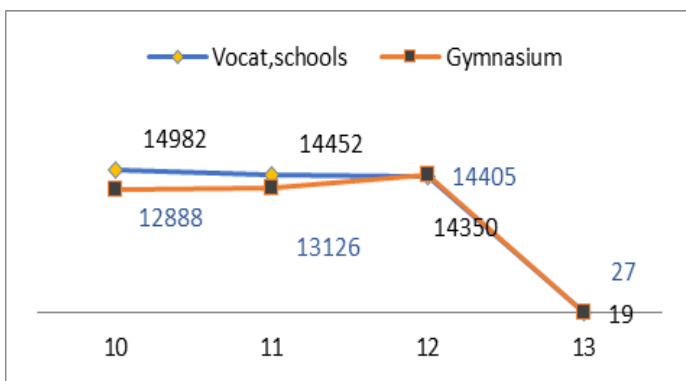


Chart 4. Represents the number of students according to classes in gymnasiums and vocat. schools*

*13th grade is in Serbian language schools

Educational personnel

Total personnel..... 28.131 (M. 14.370 & F. 13.761)

◆ Teachers.....23.262 (M. 10.489 & F. 12.773)
 ◆ Admin. staff.....1.675 (M. 1.171 & F. 504)
 ◆ Support staff.....3.194 (M. 2.710 & F. 484)

Preschool854 (M. 93 & F. 761)

- Teachers.....548 (M. 0 & F. 548)
- Admin. staff.....100 (M. 17 & F. 93)
- Personel ndihmës.....206 (M. 76 & F. 130)

Primary/low. second..21.145 (M. 10.478 & F. 10.667)

- Teachers17.453 (M. 7.409 & F. 10.044)
- Admin. staff.....1.225 (M. 888 & F. 337)
- Support staff.....2.467 (M. 2.181 & F. 286)

Higher Secondary6.132 (M. 3.799 & F. 2.333)

- Teachers5.261 (M. 3.080 & F. 2.181)
- Admin. staff.....350 (M. 266 & F. 84)
- Support staff.....5211 (M. 453 & F. 68)

The number of instructive-educational institutions in Kosova

Total:.....1.116 (784 Main schoo & 332 sat. school)

Preschool43 (38 Main schoo & 5 sat. school)
 Pri/low. Seco..942 (634 Main schoo & 308 sat. school)
 Upper second.125 (106 Main schoo & 19 sat. school)
 Res.Cen. /Spec. scho. 6(6 Main schoo & 0 sat. school)

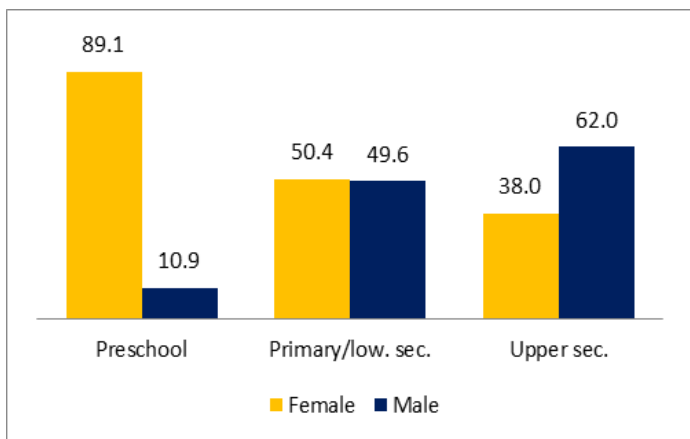


Chart 5. Educational personnel by school levels (percent)

Students in Resource Centers / special schools

Total students365 (M. 215& F. 150)

Preschool / pre-primary61 (M. 37 & F. 24)
 Primary/lower secondary.....186 (M. 109 & F. 77)
 Upper second..... 118 (M. 69 & F. 49)

Students in private education

Total students13.918 (M 7.498& F 6.420)

Preschool / pre-primary ...5.934 (M. 3.118 & F. 2.816)
 Primary/lower secondary..4.776 (M. 2.613 & F. 2.163)
 Upper second.....3.208 (M. 1.767 & F. 1.441)

Reports

Report , student -teacher ratio and student-class ratio.

Description	Primary and lower secondary level	Upper secondary level
Student-teacher ratio	14.3	15.4
Student- class ratio	18.8	25.0